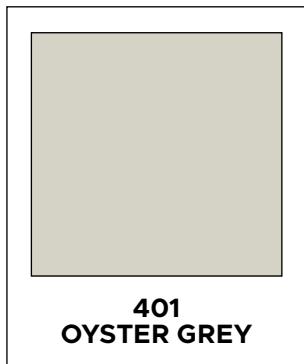



# ESSENTIALS



## Colour Offering



The PÜRDECO™ Essentials Collection is an Olon Exclusive program designed to be exactly what it says - an Essential product category to have in your customer offering.

Great for volume projects like multi-family, condos and retail programs.

This modern take on the painted kitchen trend provides the look and feel of a painted kitchen without the headache of a paint shop and finishing line.

## Features & Benefits

- Value-added surface material with water resistance
- Custom colours inspired by top Benjamin Moore paints
- In trend painted cabinet looks with a satin finish
- Value price points for volume programs
- Complete package offered:
  - 5/8" and 3/4" Laminated Panels for Flat Doors & Casegood panels
  - 6 mm panels for 5 piece door construction
  - Wrapped 5 Piece Door Mouldings
  - Wrapped Accessory Mouldings
  - Assembled 5 Piece Doors (volume requirements)

## Specialty Panels



Standard panel size is 4' x 8' for 6 mm, 4' x 9' for 5/8" and 3/4"

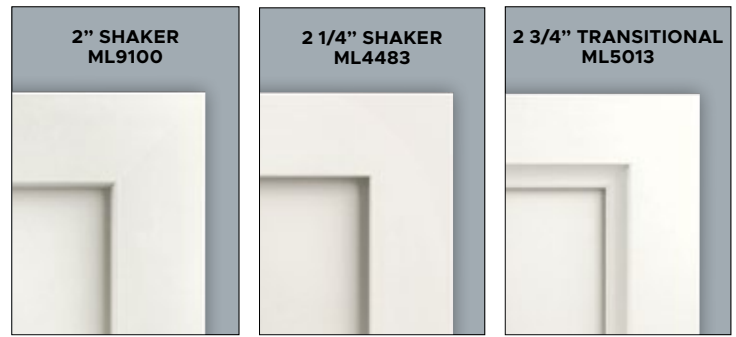
- Sizes outside this matrix can be made available
- All panels are good 2 sides
- Truckload discount available

## Physical Properties Test Results

Chemical Resistance	Class 1 C	DIN 68861/1
Abrasion Resistance	Min 400 turns	Taber Abrasor CS 10
Water Resistance	Long-term Exposure	No Change
Dry Heat	Class 7 C (=100°C)	DIN 68861/7
Wet Heat	Class 8 B (=70°C)	DIN 68861/8
Lightfastness	≥ 6	DIN EN ISO 4892-2 DIN EN ISO 105 B 02


**Note:** Essentials can be used for many different applications, please ensure that this product matches the specifications that you require for your building projects. Essentials is intended for vertical, light duty surfaces.

## Recommended Door Mouldings



Minimum purchase is 5,000 ft. with 1,000 ft. minimum per colour

## Accessory Mouldings



STANDARD PANEL MATRIX	PANEL SIZE	SHEETS/ BUNDLE	MINIMUM ORDER (SHEETS)
6 mm MDF	49" x 97" (nom. 4' x 8')	60	240
5/8" MDF	49" x 109" (nom 4' x 9')	50	200
3/4" MDF	49" x 109" (nom 4' x 9')	40	200

## Cleaning

1. Use mild cleaning solutions.
2. Do not use abrasive cleaners, solvents, polishes, waxes or steam cleaning tools.
3. As a precaution, test cleaning solution in an inconspicuous area, minimizing the time of exposure and amount of the cleaning solution in order to prevent any damage to the surface.

Please contact your sales representative for additional information if required and for edgbanding cross references if necessary.